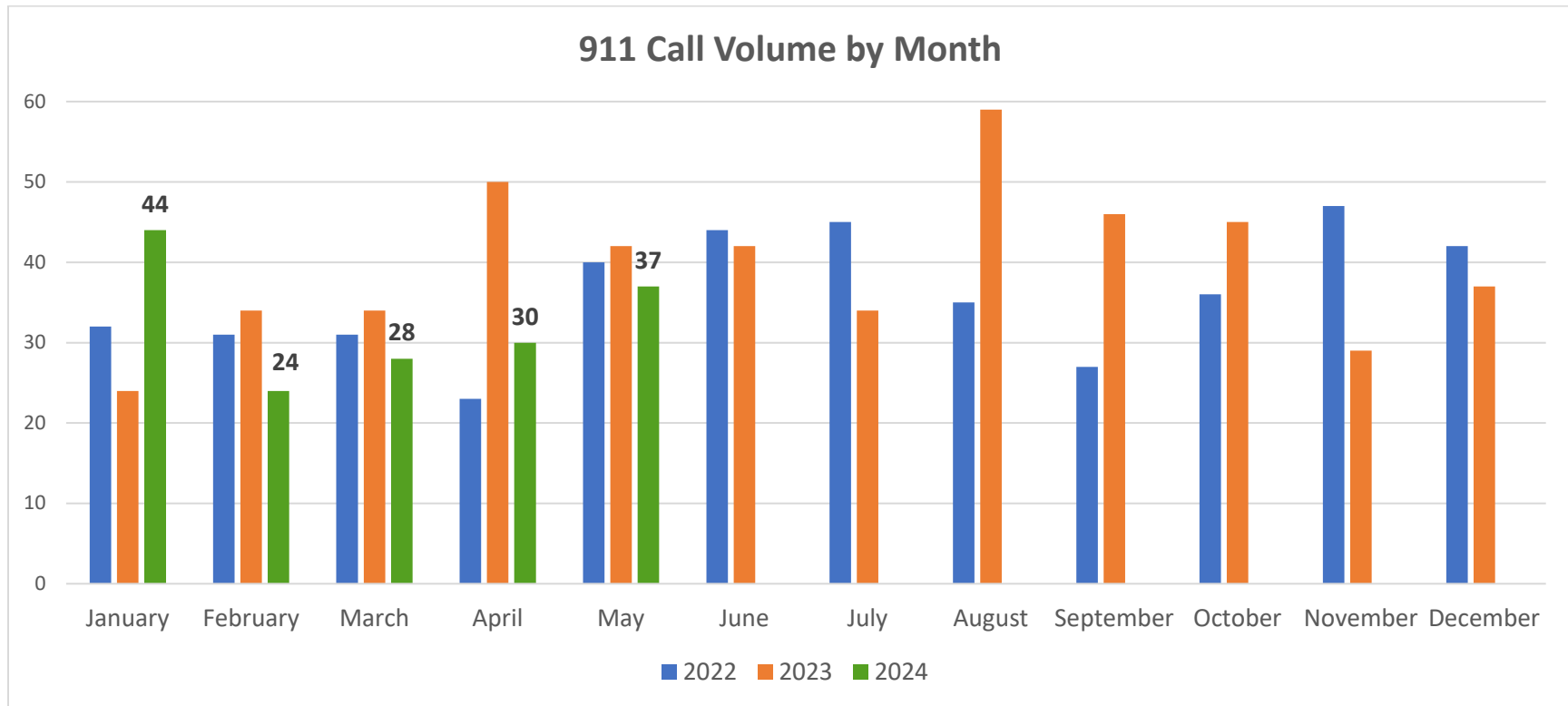




BFMR Committee Report

01/01/2022 – 05/31/2024



2024 Call Volume: 163

Average Response Time: 8:37

Average Response Time Rome: 7:28

Average Response Time Big Flats: 11:24

Average Response Time Monroe: 12:53

Custom ▾ Jan 1, 2022 - May 31, 2024 ▾

08:37

MM:SS
Average Response Time

47%

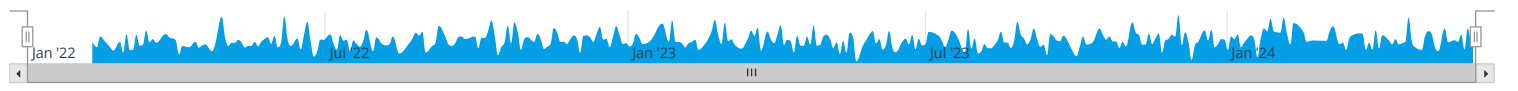
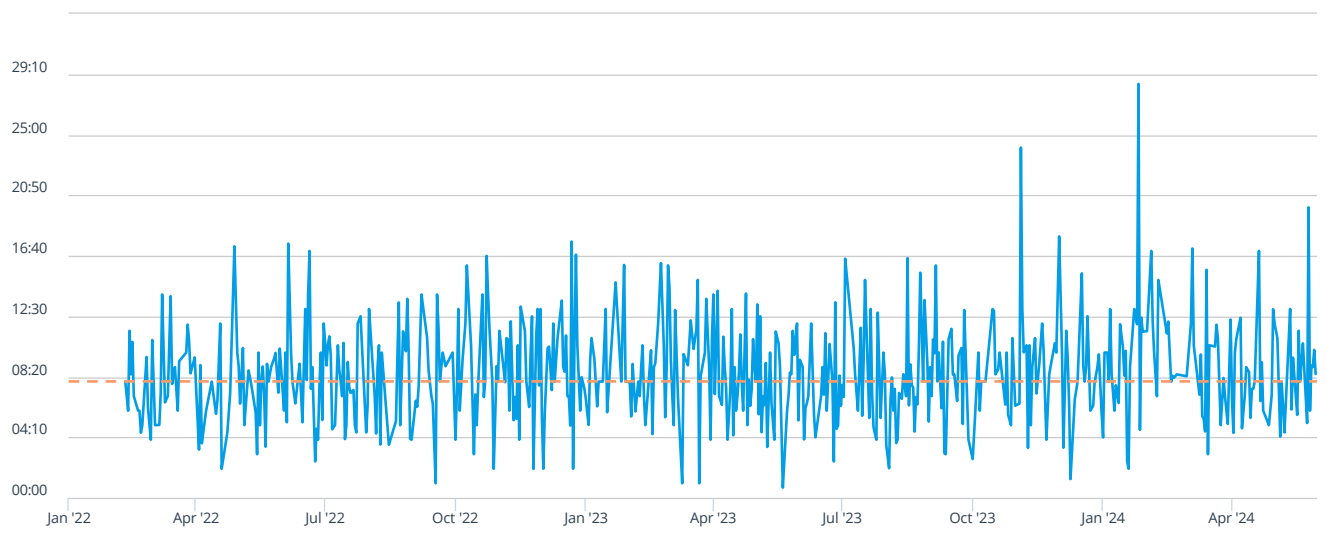
OF RESPONSES
Response Time < 08:00

882

DAYS
In Selected Time Slice

955

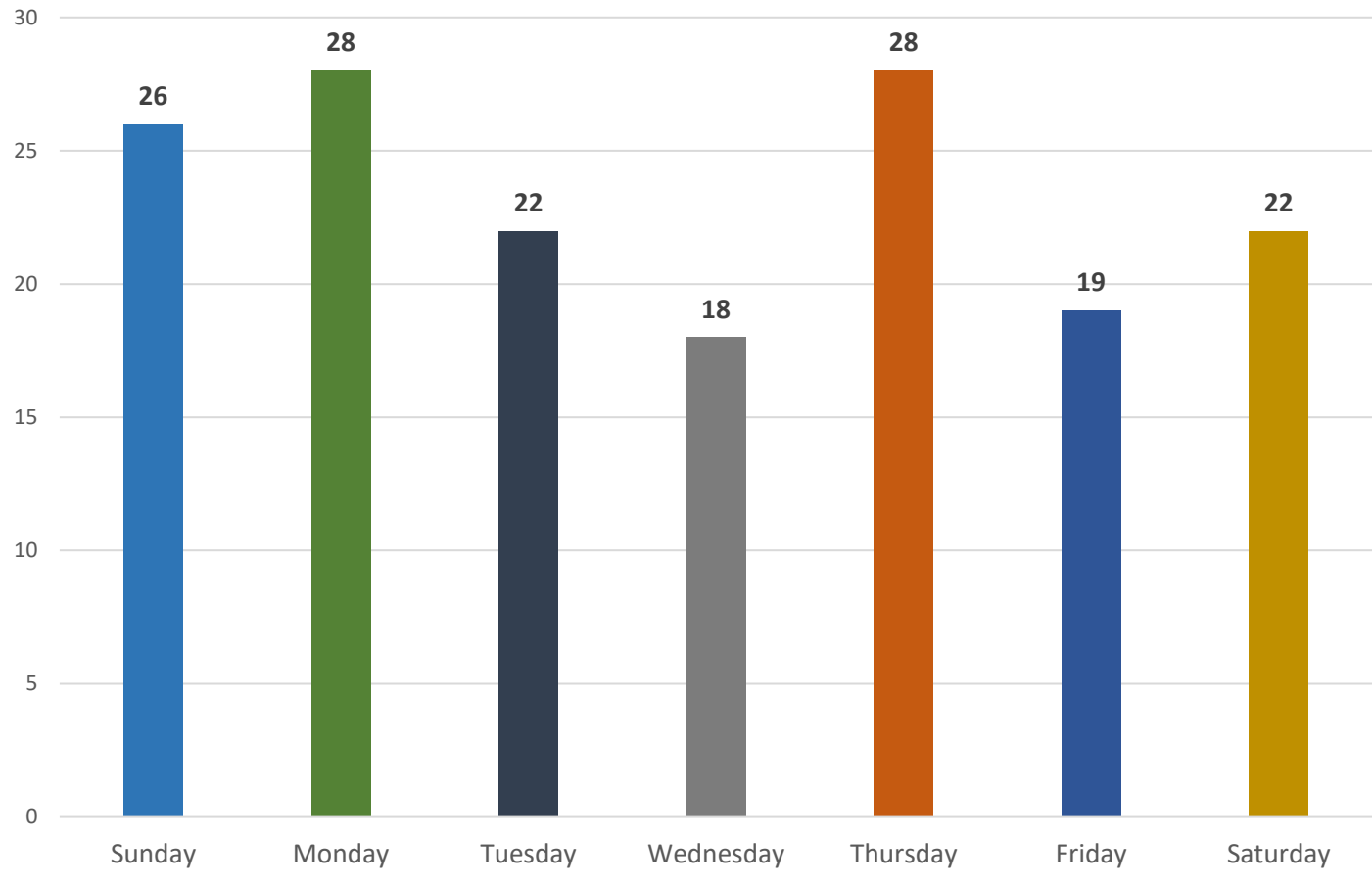
UNIT RESPONSES
In Selected Time Slice



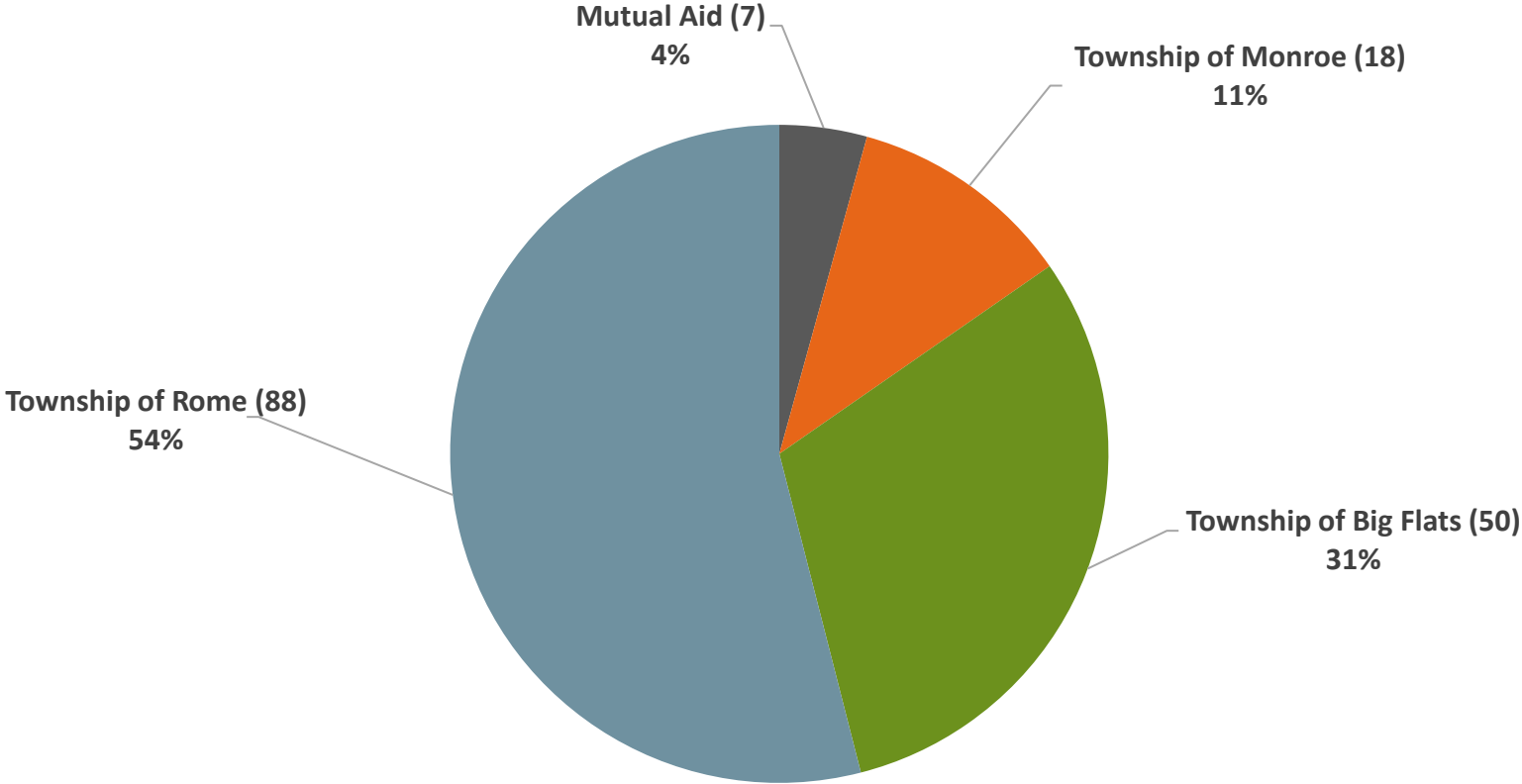
Counts % Rows % Columns % All

	Q1 2022	Q2 2022	Q3 2022	Q4 2022	Q1 2023	Q2 2023	Q3 2023	Q4 2023	Q1 2024	Q2 2024	Q3 2024	Q4 2024	Q1 2025	Total
00:00 - 04:59	6	15	14	18	10	24	27	14	15	8				151
05:00 - 07:59	18	37	31	34	24	46	40	26	24	19				299
08:00 - 08:59	5	5	8	12	9	10	6	11	12	4				82
09:00 - 09:59	6	6	9	8	5	9	7	9	5	9				73
10:00 - 11:59	9	17	16	12	17	16	21	20	12	10				150
12:00 - 14:59	5	10	11	23	17	17	16	9	13	5				126
15:00 - 16:59	3	1	4	4	4	5	9	5	4	1				40
17:00 - 17:59		1		3	1	1		2	1	1				10
18:00 - 19:59		2	1	2		1	1	1	2					10
20:00 - 29:59	1	1		2	1	2		2	3	2				14
30:00 - 59:59														
Total	53	95	94	118	88	131	127	99	91	59				955
Exceptions														29

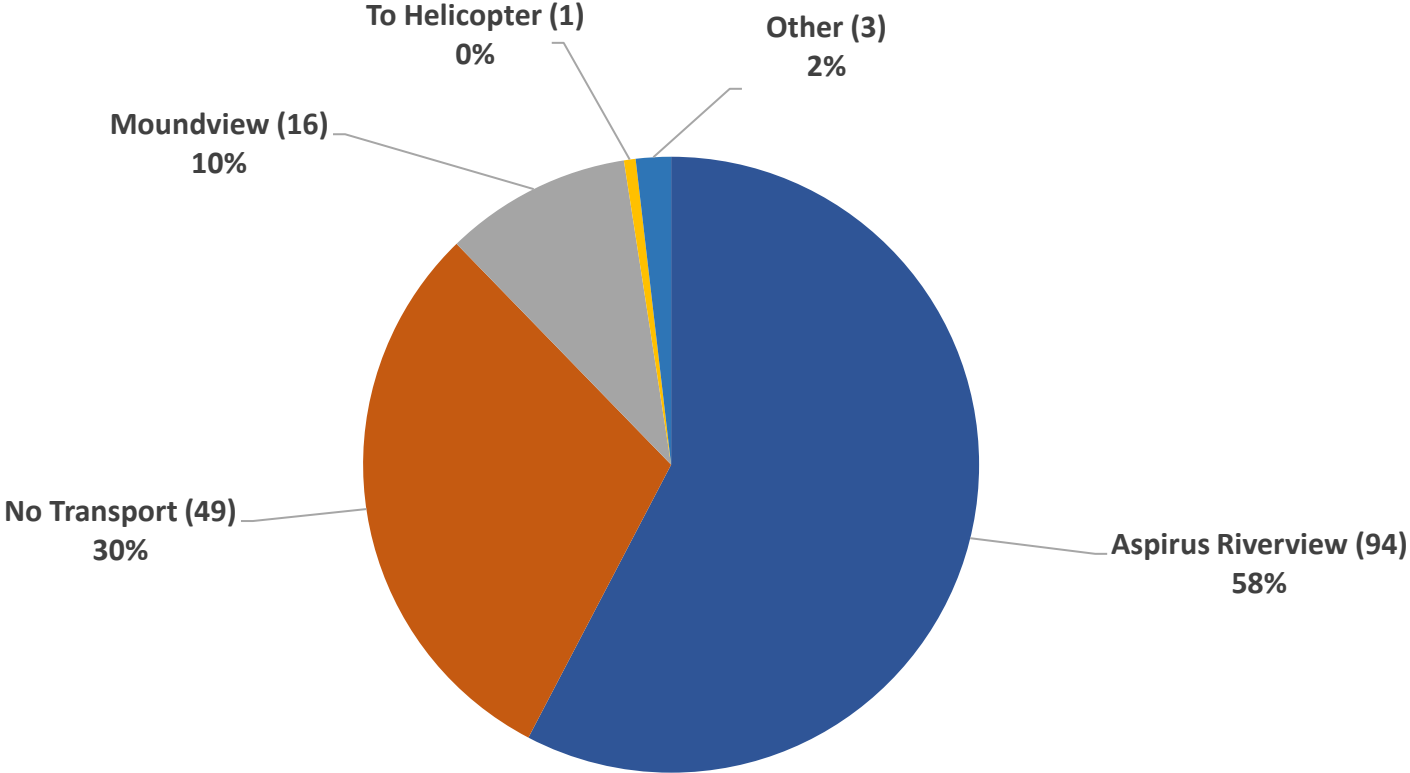
911 Call Volume by Day of the Week



911 Call Volume by Municipality



911 Call Volume by Call Destination



Other: Marshfield Medical Center(3).

Custom ▾ Jan 1, 2024 - May 31, 2024 ▾

	Jan '24	Feb '24	Mar '24	Apr '24	May '24	Jun '24	Jul '24	Aug '24	Sep '24	Oct '24	Nov '24	Dec '24	Jan '25	Total
Generalized Weakness	3	4	3		2									12
Injury	3	1	2	3	3									12
Abdominal Pain	2	2	1	2	2									9
Syncope / Fainting	4	2	1		1									8
Stroke				3	4									7
Alcohol intoxication	1	2	1	1	1									6
Cardiac arrhythmia/dy..	3		1	2										6
Cardiac arrest	1	1	1	2										5
Dizziness	2		1	1	1									5
Extremity Pain			2	1	2									5
Shortness of breath	1		1	1	2									5
Behavioral/ps... episode	2		1	1										4
Hypertension	1		1	2										4
Multiple injuries				1	3									4
Acute Respiratory Distress (Dyspnea)		1		1	1									3
Diarrhea		2			1									3
Lower back pain		1	2											3
No Complaints or Injury/Illness Noted			1		2									3
Pelvic and Perineal Pain		1		2										3
Anxiety reaction/Emot... upset			2											2
Cancer					2									2
Confusion/De...	1		1											2
Diabetic Hyperglycemia		1		1										2
Eye Injury	2													2
Fever	1		1											2

	Jan '24	Feb '24	Mar '24	Apr '24	May '24	Jun '24	Jul '24	Aug '24	Sep '24	Oct '24	Nov '24	Dec '24	Jan '25	Total.
Hypotension	1				1									2
Kidney stones	1	1												2
Obvious Death		1		1										2
Pain (Non-Traumatic)				1	1									2
Seizure	2													2
Vomiting	1		1											2
Acute Pain, not elsewhere classified	1													1
Altered Mental Status					1									1
Back Pain	1													1
Carbon Monoxide poisoning	1													1
Chest Pain / Discomfort		1												1
Chronic Obstructive Pulmonary Disease (COPD)				1										1
Concussion without loss of consciousness	1													1
Congestive heart failure (CHF)	1													1
Dehydration					1									1
Diabetic Hypoglycemia			1											1
Displacement of urinary catheter	1													1
Epistaxis	1													1
Esophageal obstruction	1													1
Hallucinogen related disorders	1													1
Headache	1													1
Overdose - Other opioids			1											1
Overdose - Unspecified					1									1
Patient assist only			1											1
Pneumothorax			1											1
Pulmonary Edema, Acute		1												1
Sepsis/Septice..					1									1
Urinary Tract Infection (UTI)				1										1

	Jan '24	Feb '24	Mar '24	Apr '24	May '24	Jun '24	Jul '24	Aug '24	Sep '24	Oct '24	Nov '24	Dec '24	Jan '25	Total.
Urinary system disorder	1													1
Total	43	22	28	28	33									154



Custom ▾ Jan 1, 2024 - May 31, 2024 ▾

- Counts
- % Rows
- % Columns
- % All

	Jan '24	Feb '24	Mar '24	Apr '24	May '24	Jun '24	Jul '24	Aug '24	Sep '24	Oct '24	Nov '24	Dec '24	Jan '25	Total
NULL	27	20	20	23	29									119
Falls	9	3	7	6	5									30
Motorized Vehicle Accident	1	1	1	1	2									6
Assault	3				1									4
General	2	1			1									4
Poisoning	2													2
Sharp Objects	2													2
Intentional Self Harm			1											1
Struck by Object					1									1
Total	46	25	29	30	39									169